

Technique 11

How to Summarize Information



Title / topic _____

Title / topic _____

Title / topic _____

11.1 Topic Introduction

Summarize your understanding of each paragraph.

A summary is a condensed explanation of an event, story, document, etc.. i.e. "summing up the facts." Summaries can be performed for text passages, movies, videos, stories, books, or even events.

According to Cambridge Dictionary, a summary is a brief, clear statement giving the most important facts about something. One can think of the summary as the short version of the original writing.

Writing a summary is not only limited to English classes. There are many other courses that you can take and you might have to write a summary. A summary is a report of author's viewpoint. A summary is rewriting what you have read in your own words.

To paraphrase means to restate someone else's ideas in your own language at roughly the same level of detail. To summarize means to reduce the most essential points of someone else's work into a shorter form.

Read/Summarize Text



1. Read the passage.
2. Underline key expressions in each sentence.
3. Re-write each word (or expression) you underlined.
4. Summarize the passage.

Important Traits of a Good Summary

A summary provides given information in a shorter form. A good summary has three basic characteristics: conciseness, accuracy, and objectivity.

1. Conciseness is ... giving a lot of information clearly and in a few words; brief but comprehensive.
2. Accuracy is ... the quality or state of being correct or precise.
3. Objectivity is ... a lack of bias, judgment, or prejudice.

Re-write words you underlined

Using a complete sentence, summarize or rephrase the passage

Read Text for Comprehension

Read these highlights for deeper understanding. No summary is required, although you may want to circle, underline, or mark key ideas and words.

Some schools have science fairs. If you participate in one, here is something you will need to do:

Summarize your science fair project results in a few sentences and use this summary to support your conclusion. Include key facts from your background research to help explain your results as needed. State whether your results support or contradict your hypothesis.

Writing A Summary of an Article

Like an abstract in a published research article, the purpose of an article summary is to give the reader a brief overview of the study. To write a good summary, identify what information is important and condense that information for your reader. The better you understand a subject, the easier it is to explain it thoroughly and briefly.

<http://web2.uconn.edu/ahking/How to Summarize a Research Article.pdf>

How to Summarize a Video

Read the steps, watch the video and then write your first draft.

1. Focus. Write one sentence that tells the reader the main idea. ...
2. Analyze. Analyze means you take a big thing and divide it into small pieces.
3. Conclude. Write one sentence to say what happens at the end of the story.

<https://www.eslwriting.org/learn-how-to-write-a-summary/>

Draw Illustration

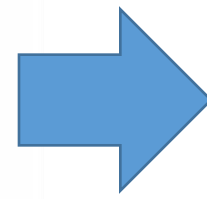


Copy and Label the Illustration in the Space Provided

Summarizing Text
ms.carey.science
149K views
8:30

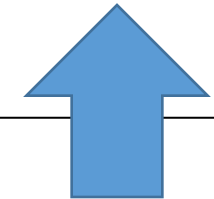
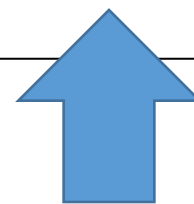
How To Write a Summary
Staci Tinsley
35K views
1:45

Writing a Summary - 5 EASY steps
SinglishtoEnglish
255K views
9:00



HONEYCUTTSCIENCE:

- Summarize videos.
- Summarize text passages.
- Summarize textbook chapters.



Technique 11
How to Summarize Information

Title / topic _____

Title / topic _____

Title / topic _____

11.1 Topic Introduction

Summarize your understanding of each paragraph.

A summary is a condensed explanation of an event, story, document, etc., i.e. "summing up the facts." Summaries can be prepared for text passages, movies, videos, stories, books, or even events.

According to Cambridge Dictionary, a summary is a brief, clear statement, giving the most important facts about something. One can think of the summary as the short version of the original writing.

Writing a summary is not only limited to English classes. There are many other classes that you can take and you might have to write a summary. A summary is a report of author's viewpoint. A summary is something that you have read in your own words.

To paraphrase means to restate someone else's ideas in your own language at roughly the same level of detail. To summarize means to reduce the most essential points of someone else's work into a shorter form.

Journal from: www.ck12.org/summary

Read/Summarize Text

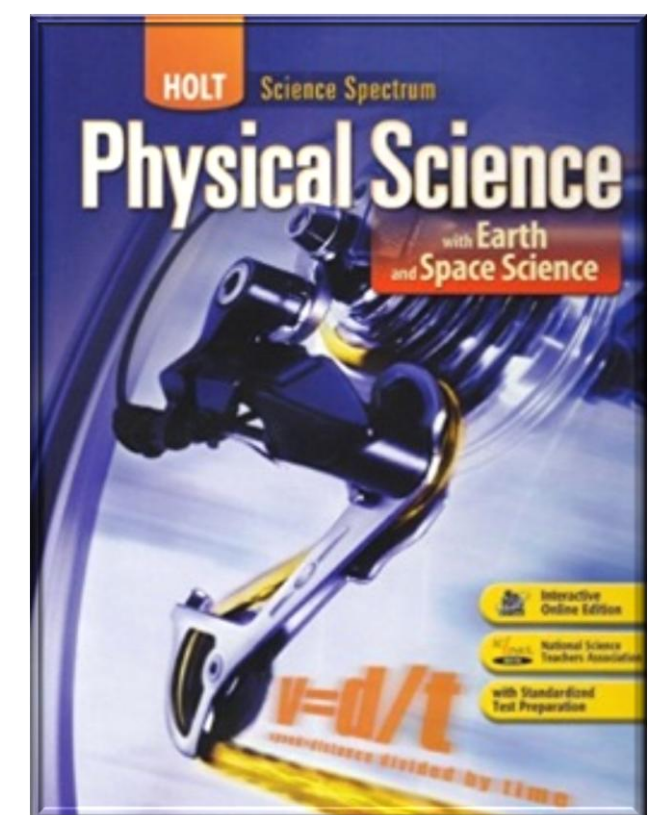
1. Read the passage.
2. Underline key expressions in each sentence.
3. Rewrite each word (or expression) you underlined.
4. Summarize the passage.

Characteristics of a Good Summary

A summary provides given information in a shorter form. A good summary has three basic characteristics: conciseness, accuracy, and objectivity.

1. Conciseness is ... giving a lot of information clearly and in a few words, brief but comprehensive.
2. Accuracy is ... the quality or state of being correct or precise.
3. Objectivity is ... a lack of bias, judgment, or prejudice.

Rewrite each you underlined _____



Draw (Copy) the Illustration Here

Prepare to Discuss this “*Cheat Sheet*”

Make up your own “cheat sheet” for summarizing each of these categories. Use complete sentences, or meaningful bullet points.

Here is a good way to summarize videos from YouTube ...

Here is a good way for summarizing information in a worksheet like this one ...

Here is a good way for summarizing information contained in an entire chapter from a science book ...

Here is a good way for summarizing things I know about ...

Show-Off Your Smarts!



Instructions

- Complete as an individual
- Prepare to discuss in small groups, then as a class.

Q1. How can this information about SUMMARIZING be used in a student's life?

Q2. When have you previously "SUMMARIZED WELL" ... for example, when have you summarized a movie to a friend?

Q3. In what way might the information from this topic be useful to you while going through Honeycutt Science?


Make a Poster

In the space provided here, illustrate ways to improve your reading.

List a few steps for summarizing things ...

1. Scan pages
- 2.
- 3.
- 4.
- 5.

Recognize three types of information to summarize.



Three empty rounded rectangular boxes stacked vertically, intended for identifying three types of information to summarize.

Come up with your own illustration. How can you summarize science information? (Make a diagram to illustrate this).