

Activity 15

Print your name here.

Activity

Write a letter to your instructor for this assignment.

Write a Letter Based on Physical Science Information Provided.

Letters are a written, typed, or printed communication, especially one sent in an envelope by mail or messenger.

A letter is one person's written message to another pertaining to some matter of common concern. Letters have several different types: Formal letters and Informal letters. Letters have been sent since antiquity and continue to serve a purpose today.

Letters are a way to connect with someone not through the internet. Despite email, letters are still popular, particularly in business and for official communications. Letters have some advantages over email:


- No special device is needed to receive a letter, just a postal address, and the letter can be read immediately on receipt.
- Letters, especially those with a signature and/or on an organization's own notepaper, are more difficult to falsify than is an email and thus provide much better evidence of the contents of the communication.
- Letter writing can provide an extension of the face-to-face therapeutic encounter.

[https://en.wikipedia.org/wiki/Letter_\(message\)](https://en.wikipedia.org/wiki/Letter_(message))

Instructions: Use the science information provided to you for constructing the content of your letter's body.


- 1. Hand-write your letter on the back of this page.**
- 2. DATE.** *Write today's date in the date box.*
- 3. ADDRESS.** *Address the letter to your instructor in the "Address Block" box.*
- 4. GREETING.** *Start your letter with an appropriate salutation such as Dear ...*
- 5. BODY.** *Write 70 words or more about the topic you have been assigned.*
- 6. CLOSING.** *Sign your letter beneath the "Sincerely" expression.*

3. Write your instructor's name followed by
Your schools address, city, state, zip code.




1. Hand write your letter.


2. Write today's date here.



4. Write your greeting here.




5. Write the body here (70 words)



6. Sign your letter here.

Sincerely,



Activity 15 Letter Topic

Use the physical science information provided below to write a letter .

Write a letter to your instructor based on this information.

Physical Science 39. Using Natural Resources (Part II)

Some natural resources are of these are renewable and some are non-renewable. Natural resources such as coal, petroleum (crude oil) and natural gas take thousands of years to form naturally and cannot be replaced as fast as they are being consumed.

A renewable resource is a resource which can be used repeatedly and replaced naturally. Examples include oxygen, fresh water, solar energy and biomass.

There are overlapping concepts between physical science, life science, chemistry, technology, mathematics & other subjects. Honeycutt Science encourages students to identify & explore these various connections. Examples include:

- Natural Resources & Literature
- Natural Resources & Visual Art
- Natural Resources & Music
- Natural Resources & Ancient Civilizations
- Natural Resources & Construction
- Natural Resources & Sports
- Natural Resources & Agriculture
- Natural Resources & Sprawl
- Natural Resources & Food

Physical Science Reminders

Key Words: *acceleration - balanced - energy - force - friction - gravity - inertia - kinetic - Law - metalloid - meter - molecule - natural - noble - nonmetals - objective - period - polar - precision - procedure - prototype - repeatable - resolution - scatter plot - scientific - semiconductor - system - technology - theory - transition - trial - unit - variable - volume - weight*

Physical Science is a natural science. Physical science is an encompassing term for the branches of natural science and science that study non-living systems, in contrast to the life sciences. However, the term "physical" creates an unintended, somewhat arbitrary distinction, since many branches of physical science also study biological phenomena. There is a difference between physical science and physics. (*Wikipedia*)

NOTE: When possible, scientists test their hypotheses using controlled experiments. A controlled experiment is a scientific test done under controlled conditions, meaning that just one (or a few) factors are changed at a time, while all others are kept constant. (*Khan Academy*)

Natural science is a branch of science concerned with the description, prediction, and understanding of natural phenomena, based on empirical evidence from observation and experimentation. Mechanisms such as peer review and repeatability of findings are used to try to ensure the validity of scientific advances. (*Wikipedia*)

Chemistry

Physics

Earth & Planetary Science